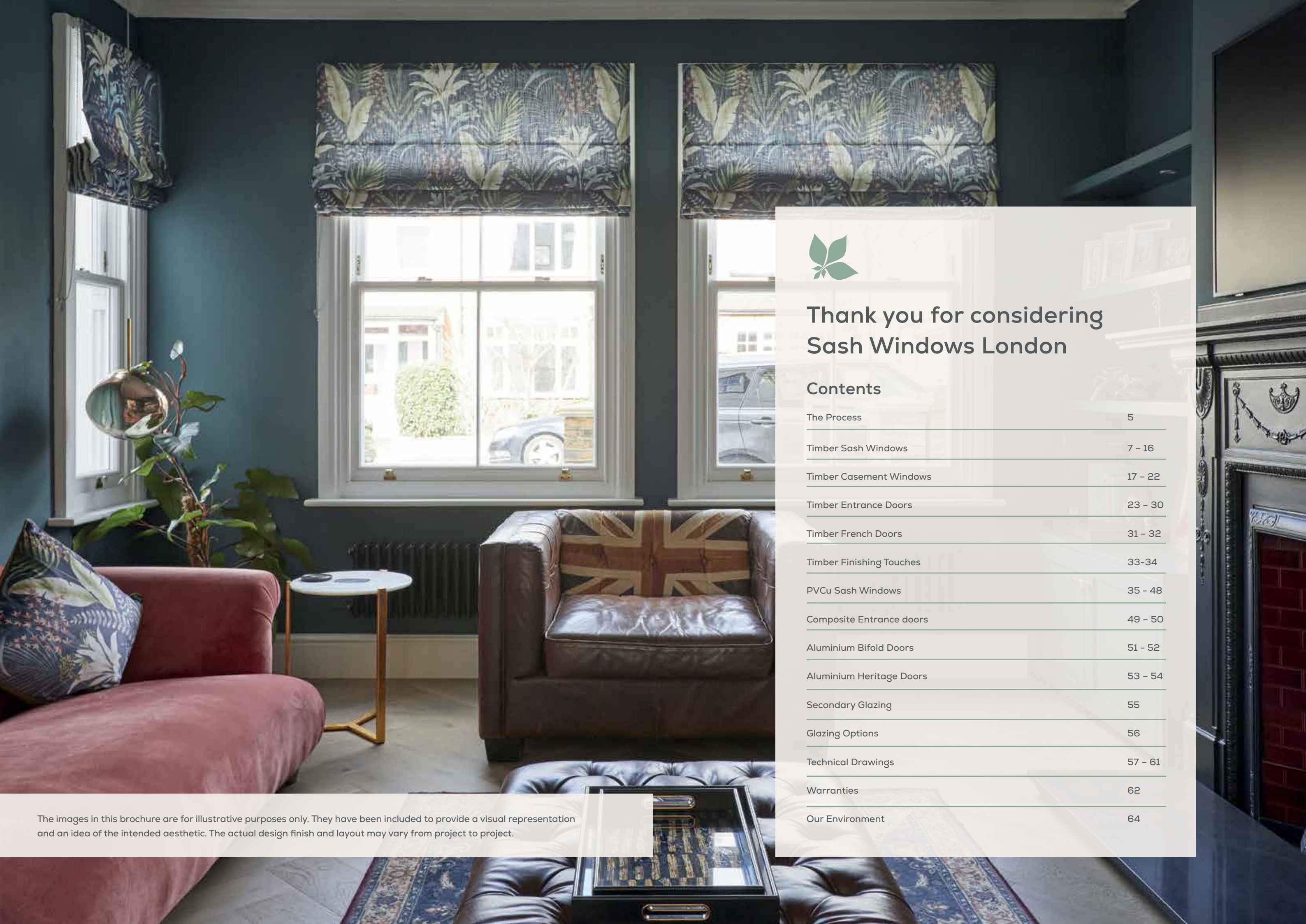




SASH WINDOWS
LONDON

EST • 2005



Thank you for considering Sash Windows London

Contents

The Process	5
Timber Sash Windows	7 – 16
Timber Casement Windows	17 – 22
Timber Entrance Doors	23 – 30
Timber French Doors	31 – 32
Timber Finishing Touches	33-34
PVCu Sash Windows	35 – 48
Composite Entrance doors	49 – 50
Aluminium Bifold Doors	51 – 52
Aluminium Heritage Doors	53 – 54
Secondary Glazing	55
Glazing Options	56
Technical Drawings	57 – 61
Warranties	62
Our Environment	64

The images in this brochure are for illustrative purposes only. They have been included to provide a visual representation and an idea of the intended aesthetic. The actual design finish and layout may vary from project to project.



Because we live here too


Our goal is to provide an honest, friendly and reliable service. As experts in our field, we are continually striving to improve the service we offer and our locally based team have a clear understanding of property and conservation areas that you cannot find anywhere else.

All of our products are manufactured in the UK and have been designed specifically to suit your requirements. We are committed to ensuring that the quality of our products and service remain consistent throughout our entire range and installation process, resulting in very satisfied customers.



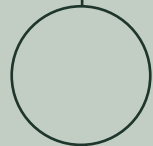


The Process Timeline



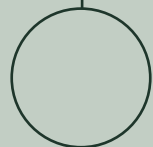
STEP 1 - INITIAL VISIT

Arrange a home visit with our sales team. We will review your project, offer knowledge and solutions, and answer any questions you may have.



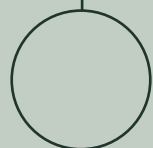
STEP 2 - QUOTATION

Following the consultation, we'll generate a detailed quotation based on the products discussed.



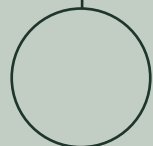
STEP 3 - SHOWROOM VISIT

We invite you to experience our products in person, finalising any more minor details by visiting our showroom.



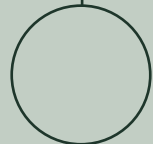
STEP 4 - CONFIRMATION

After you approve the quotation, we'll draw up a contract to formalise your order.



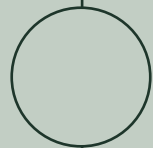
STEP 5 - SITE SURVEY

When you confirm your order, our surveyor will visit to take exact measurements.



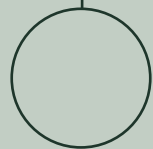
STEP 6 - ORDER AND DELIVERY

Your products will be ordered. We'll let you know about the status and expected delivery and will be in touch to arrange your installation date.



STEP 7 - INSTALLATION

Our installers will arrive on the scheduled start date and typically begin the installation with any top or rear rooms.



STEP 8 - SIGN OFF

Upon completion of your installation, we will demonstrate how your windows and doors operate and leave you with our maintenance guide.





Timber Sash Windows

We understand replacing your windows is one of the most significant investments you will make to improve your property. You want to ensure the products you choose will look the same and withstand the test of time. We replace the entire window and frame rather than restoring the existing box. By installing this way, we can ensure the highest performance across all aspects of your window.

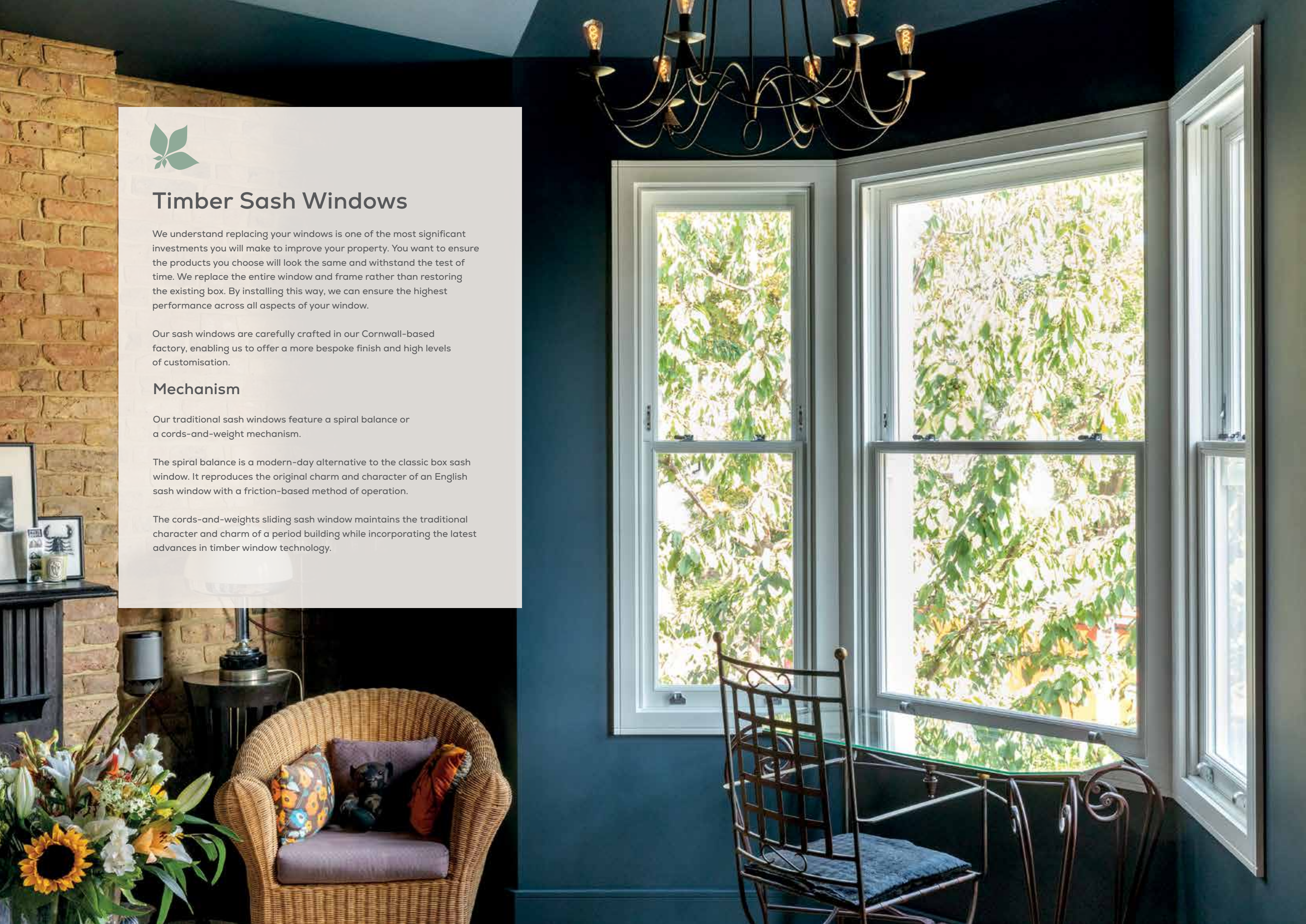
Our sash windows are carefully crafted in our Cornwall-based factory, enabling us to offer a more bespoke finish and high levels of customisation.

Mechanism

Our traditional sash windows feature a spiral balance or a cords-and-weight mechanism.

The spiral balance is a modern-day alternative to the classic box sash window. It reproduces the original charm and character of an English sash window with a friction-based method of operation.

The cords-and-weights sliding sash window maintains the traditional character and charm of a period building while incorporating the latest advances in timber window technology.





Heritage Timber Sash Windows

Our Heritage sash windows are designed to replace original period windows in listed buildings and sensitive conservation areas. This collection offers a made-to-order service and customised designs that meet the requirements of planning authorities.

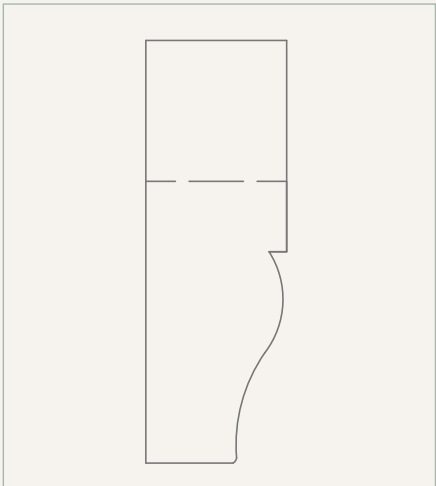
We understand that taking on a planning application can be daunting and time-consuming. At Sash Windows London, we offer a package that includes working with our architect to complete the application for you.

We work closely with our factory to ensure every detail of your windows is meticulously crafted. These details include run-through glazing bars, decorative mouldings, and various horn styles tailored to your property's requirements.


These windows are available in slimline 14 mm double-glazed units or 8mm Vacuum glass. Recent advances allow us to manufacture a single-glazed window that outperforms triple-glazing thermally and acoustically.



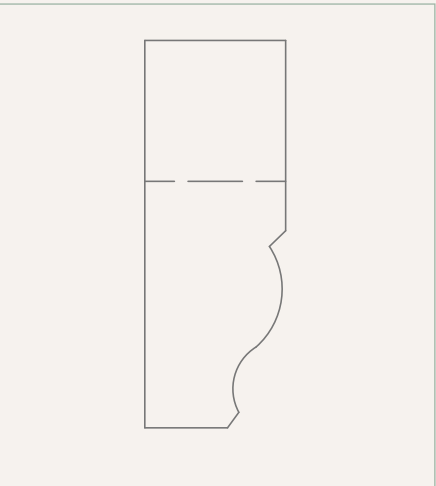
Heritage Timber Detail



Kensington Horn



Westminster Horn



Richmond Horn



Fasteners & Restrictors

Fitch Fasteners



Claw Fasteners (Part Q)



Brighton Fasteners



Angel Restrictors



Sash Stops



Flush Sash Stops



Shark Fin Restrictors



Accessories


Lift Hooks



Pulley Wheels



Ring Pulls







Timber Casement Windows

Our Traditional timber casement windows combine elegance with a slim profile. The opening panes sit flush with the frames, creating a seamless external finish. While replicating the original profile, we enhance functionality by incorporating concealed friction hinges and draught proofing, ensuring smooth operation and an exceptional seal.

Our casement windows are designed with meticulous attention to detail, making them a perfect fit for your property, whether in a conservation area or a listed building. With options such as arched or angled frames, lead detailing, and coloured glass, our windows are tailored to complement the unique aesthetic of historical buildings. Choose from a wide selection of handles and traditional peg stays to add the perfect finishing touch.







Handles & Stays

Kingsley Handles



Balmoral Handles




Monkey Tail Handles




Opera Handles




Barrington Handles



Balmoral Stays



Barrington Stays



Monkey Tail Stays





Timber Entrance Doors

Our bespoke front doors are as original as the properties we created them for. They are ideal for period properties, including Victorian, Edwardian, and Georgian ones.

As specialists in period properties, we can carefully match your existing front door or work with you to create a unique design that stays true to the character of your property.

Our entrance doors are available in classic, heritage, and creative styles. The classic range features time-honoured designs, while the innovative range comprises contemporary, sleek, flush-panelled doors. The heritage range incorporates period door styles inspired by the Georgian, Victorian, and Edwardian eras. Strengthened timber combined with thick laminated glass enables fully glazed doors to offer exceptional thermal efficiencies and excellent security.





Letter plates

Victorian Letter Plate



Draught Dodger III Letter Plate



Shaped Letter Plate





Knockers

Victorian Urn Knockers



Polished Chrome



Satin Chrome



Bronze



Brass



Antique Brass



Stainless Brass



Rumbled Brass



Rumbled Pewter



Black

Ring Knockers



Polished Chrome



Satin Chrome



Brass



Bronze



Antique Brass



Rumbled Brass



Rumbled Pewter

Round Knobs



Polished Chrome



Satin Chrome



Bronze



Brass



Antique Brass



Rumbled Brass



Satin Brass



Rumbled Pewter



Black

Scroll Knockers



Polished Chrome



Satin Chrome



Brass




Black

Lion Knockers



Doctor Knockers

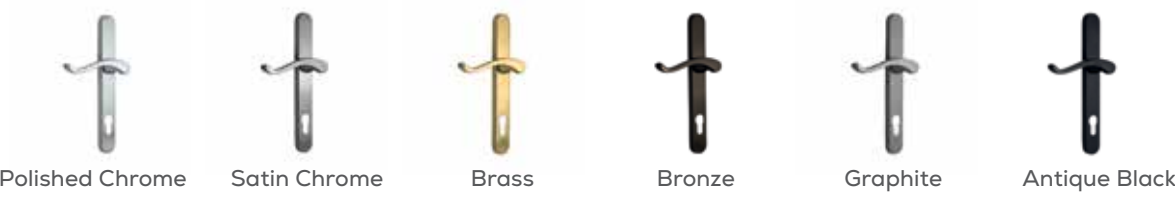


Handles

Balmoral Handles



Balmoral Swan Handles



Barrington Handles



Kingsley Handles



Opera Handles





Timber French Doors

Our traditionally crafted French doors create an elegant connection to the outside of your property. With a flush-fitting profile, they include multi-point espagnolette locking mechanisms and concealed shoot bolts for enhanced security. We offer a wide range of design options, from raised and fielded panels to decorative mouldings, helping you create a grand entrance to your home.

When thinner frames are needed, we offer our slim section door, which matches the exact profile dimensions of a window. These doors are especially suited for Juliette balconies, with narrow openings and beautifully finished bespoke locking mechanisms installed on the internal face of the door.






Finishing Touches

Timber

Our timber products go through a thorough four-stage finishing process, which includes anti-rot and fungal treatment, primers, and two finishing coats. We're proud to be one of the few companies on the market offering a 10-year warranty on the finish.

Ral colour chart

Colour plays a key role. You want something that complements your neighbourhood without letting your property blend into the background. We offer thousands of options from the RAL Classic range. If you prefer a different finish for the interior and exterior, our dual paint option allows you to enhance the interior while respecting your property's architectural style.



Timber Stains

We have specially formulated the collection for the two timbers we offer, Grandis and Redwood. The base stain and topcoat system provides exceptional clarity and durability, enhancing and protecting the timber's natural definition and beauty. These water-based systems combine the base stain with flexible, breathable topcoats to create a translucent wood finish.

The finishes are environmentally friendly and help minimise cracking and peeling, which occurs with traditional solvent-based stains.

Redwood

Base Walnut Top Antique Oak	Base Teak Top Antique Oak	Base Teak Top Teak	Base Teak Top Medium Oak	Base Teak Top Cotswold Oak	Base Wicker Top Cypress

Red Grandis

Base Walnut Top Antique Oak	Base Teak Top Walnut	Base Teak Top Nut	Base Teak Top Antique Oak	Base Teak Top Teak	Base Grandis Oak Top Grandis Oak

The colours displayed have been produced electronically. They are not a substitute for actual colour samples.

Materials

European Redwood

Redwood is sourced from Northern Europe and comprises flawless cuts of solid European timber glued, compressed, and laminated in alternating wood grains. Redwood's alternate vertical grains provide excellent dimensional stability, decreasing the risk of misshape by minimising swelling and warping, making it ideal for timber windows and doors.

Red Grandis

Grandis has many advantages over other timbers used in the industry. Overall, it is the best hardwood on the market. Grandis is a premium hardwood with characteristics like those of oak. Due to its marking and exceptional durability, this timber is the perfect option for high-end uses. Before treatment, this wood has a darker, more detailed grain, making it the ideal solution if you require a lacquer or stained finish.





PVCu Sash Windows

Our PVCu sash windows have been meticulously crafted to emulate the appearance of timber windows closely. These sashes offer vertical sliding functionality and can be tilted within their frames, providing a convenient, low-maintenance solution.





Contemporary PVCu Sash Windows

Our Contemporary collection has many fantastic features at a more inclusive price. These windows offer a similar aesthetic to our Traditional PVCu Collection with run-through horns and a mechanical joint across the mid-rail, ensuring a harmonious blend among Traditional and modern neighbouring properties. These windows are highly robust and provide high levels of security and insulation.



Astragal Bar Detail



Runthrough Horn Detail





Traditional PVCu Sash Windows

Our traditional PVCu sash windows are designed to replicate the visual charm of timber sash windows, making them an excellent choice for both period and modern properties. With thoughtful design elements like mechanical joints and run-through horns, they deliver the perfect blend of charm and craftsmanship, ensuring your older home retains its unique character while benefiting from modern performance.



Mechanical Joint



Run Through Horn

Fasteners, restrictors & Tilt buttons


Classic Lock (Standard Option)



Heritage Lock



Angel Restrictors



Classic Tilt Button



Heritage Acorn Tilt Button



Accessories

Lift Hook



Ring Pulls



Foils and finishes

Our Traditional and Contemporary PVCu sash windows have various finishes, detailed below.

Traditional

- Run through horns
- Mechanical joints (standard)
- White woodgrain (standard)
- Coloured foil externally on smooth white internally
- Coloured foil externally and internally
- Colour bonded finish any RAL colour

Contemporary

- Run through horns
- Mitred welds (standard)
- Smooth white (standard)
- Coloured foil externally on smooth white internally
- Coloured foil externally and internally
- Colour bonded finish any RAL colour






Heritage PVCu Sash Windows

Our Heritage PVCu sash windows offer an exceptional blend of traditional aesthetics and modern performance. This collection incorporates the latest window technology advancements and is designed to emulate the look and feel of classic timber sash windows. Its unique composition strikes the perfect balance between traditional charm and modern efficiency, making it the ideal choice for those who value preserving the integrity of their properties.

This collection can be finished in any RAL colour. It features mechanical joints and an ultra-slim 35mm mid-rail. Additional details include staff beads, a matt chalk foil to replicate a timber spray finish, a woodgrain effect, and a range of horn designs.



Seamless Midrail



Ovolo Beading



Seamless Run Through Horn



Authentic Timber Joint



Fasteners, restrictors & Tilt buttons

Acorn Locks



Globe Locks



Heritage Acorn Tilt Buttons



Globe Tilt Buttons (Standard Option)



Shark Fin Restrictors



Accessories

Lift Hooks



Ring Pulls



Foils and finishes

Featuring an authentic white woodgrain foil finish. With three distinct shades and finishes, you can customise your windows to perfection. Plus, select from six popular exterior colours, creating a unique dual-colour finish at no extra cost. We offer custom spraying for those with specific colour preferences to match any RAL colour specification during manufacturing.

Standard Colours and Foils



On White Woodgrain





Composite Entrance Doors

The Solidor range of composite doors is highly regarded for its beautiful design and exceptional security features. No other composite door matches Solidor in sophistication and performance. It offers the most extensive selection of blended door colours in the UK, with twenty-three colour options for the door's interior and exterior and 18 frame combinations. Among their diverse colour offerings are several industry firsts, including Rich Aubergine, Chartwell Green, Duck Egg Blue, French Grey, and Irish Oak.

These composite doors are also available with various elegant accessories, such as stylish hinges, handles, letter plates, and door knockers. Whether you prefer a modern or traditional aesthetic, you will find the perfect accessory to enhance your property's appearance.

Our doors are equipped with Ultion secure keys that cannot be copied, multi-point claw locks, and internal thumb-turn cylinders for added security.

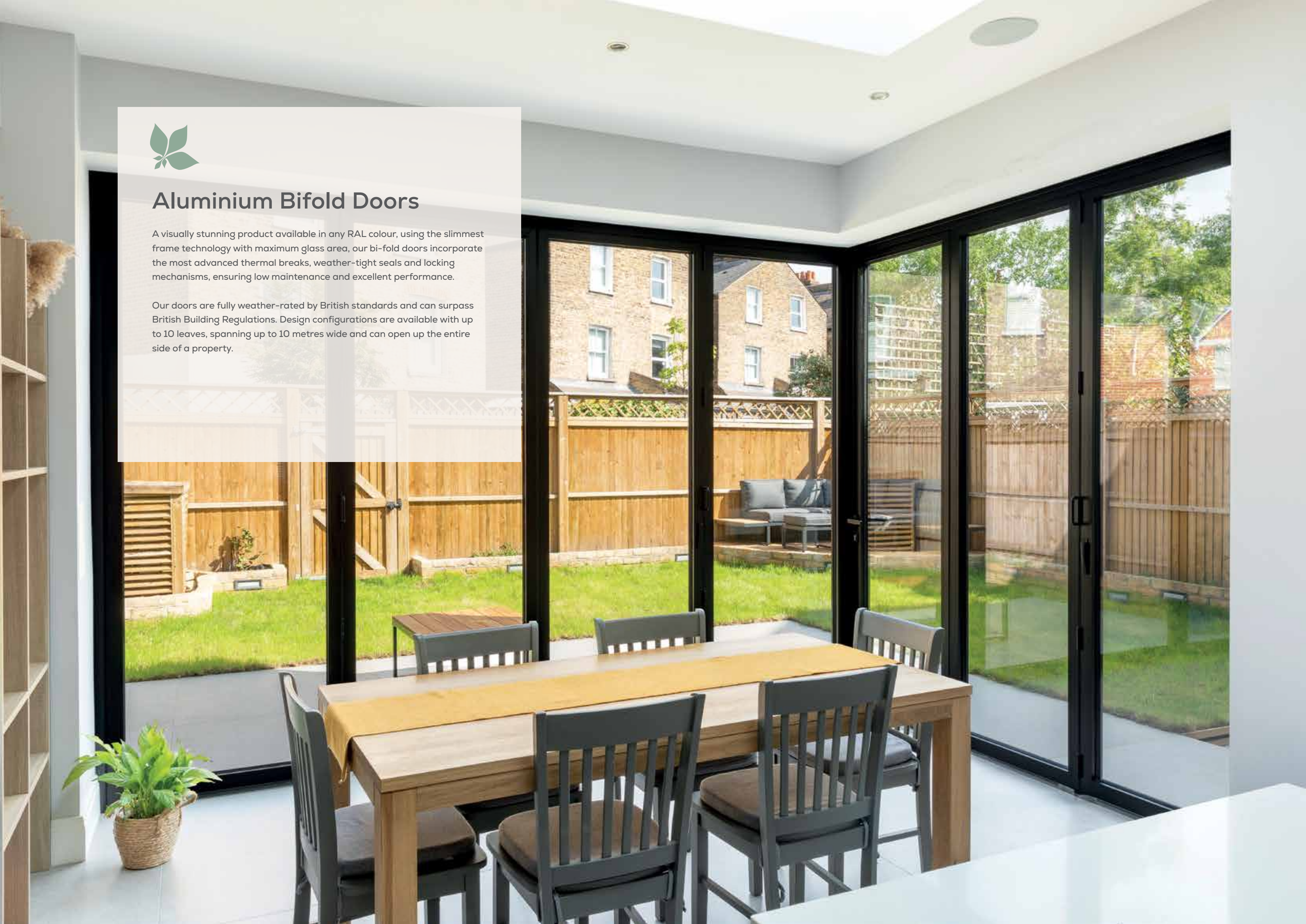




Aluminium Bifold Doors

A visually stunning product available in any RAL colour, using the slimmest frame technology with maximum glass area, our bi-fold doors incorporate the most advanced thermal breaks, weather-tight seals and locking mechanisms, ensuring low maintenance and excellent performance.

Our doors are fully weather-rated by British standards and can surpass British Building Regulations. Design configurations are available with up to 10 leaves, spanning up to 10 metres wide and can open up the entire side of a property.





Aluminium Heritage Doors

Our Alitherm Heritage Door is the ideal replacement for something different from a bifold, especially if you are in a period property. The industrial look is an increasingly popular choice when transforming kitchens or extensions. The Alitherm Heritage range includes a narrow and elegant profile which matches the face of a Traditional Crittall door but without all its drawbacks, like single glazing, rust and poor security.

The system uses modern aluminium profiles that feature polyamide thermal breaks, allowing the system to achieve a U Value of 1.5 W/m² K when installed with a suitable sealed unit. Single or double doors feature slim sightlines, tape or gasket glaze, multi-point locking mechanisms and authentic lock blocks to achieve that classic retro look.





Secondary Glazing

Secondary glazing, a lightweight aluminium window fitted inside your existing window, offers a discreet alternative to replacing old windows with modern double-glazed versions.

Our secondary glazing is designed to match the bars and sightlines of your existing window, making it virtually invisible from the outside. Its opening sections match those on the original windows, ensuring it doesn't obstruct window operation.

Any period building with original windows is a prime candidate for secondary glazing. Your building may be listed or located in a conservation area. Or you may love your windows and not want to replace them. Whatever the reason, there are thousands of London buildings where replacing original windows would be insensitive or forbidden. Secondary glazing, a versatile solution, solves this problem by adding a second, unobtrusive window inside the original. This creates a double-glazed effect, significantly boosting energy efficiency and reducing noise pollution.



Glazing Options

Acoustic Glazing

Acoustic glazing, a type of window that reduces sound transmission, is available where a high decibel rating is required; this is particularly beneficial for properties in areas with external noise. Recently published press articles have raised concerns over the adverse effects of exposure to high noise levels on our health. We offer products with acoustic glazing options across both our timber and PVCu ranges.

Options available range from 6.8mm to 8.8mm laminated external panes, which are formed into a double glaze with an argon gas fill.

Our most popular option with timber is our 8.8mm Stadip Silence glass. Two 4mm glass panes are sandwiched with an acoustic PVB laminate layer. This glass reduces noise by 39db RW and is widely used on busy roads, train lines, and near flight paths.

Single & Slimline Glazing

Available on all timber windows and doors from the Timber Heritage collection. These products are ideal for projects where standard double-glazing options are unsuitable for architectural, planning or conservation reasons. We recognise the importance of balancing architectural sensitivity and window performance.

Our 14mm slimline double-glazed unit uses Krypton gas to ensure optimal insulation levels within a small 6mm cavity. This is ideal for use in listed buildings. Another option we offer is vacuum glazing, which takes two pieces of glass and sandwiches them with micro spacers and a tiny gap of 0.1mm. Then, the air is removed to create a vacuum. The benefits of vacuum glazing are that it is essentially a single glaze but has better thermal performance than triple glazing. Our vacuum glass has a U value of 0.47 W/(m2K); it will last longer because it doesn't have gas between the panes and performs incredibly well against noise reduction. It's an ideal solution when refurbishing a sensitive property.

Obscure Glazing Options






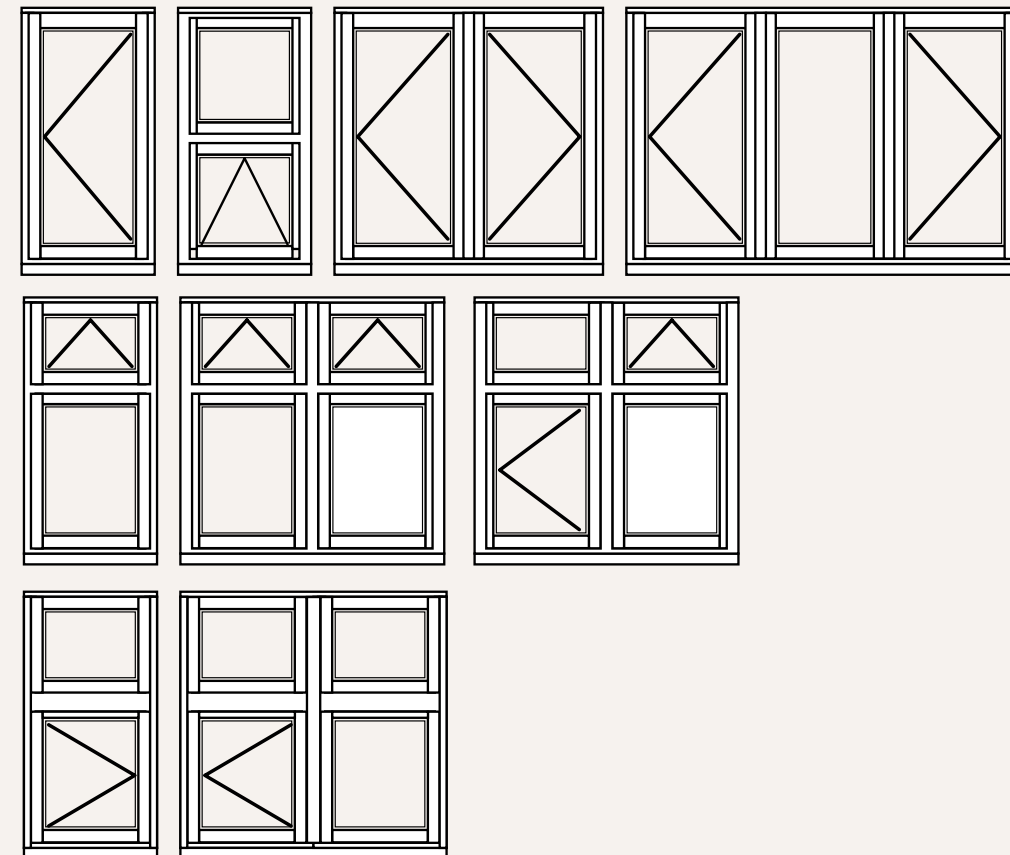
Technical Drawings

Our products are available in a variety of different designs. Please use the drawings below for inspiration, but if you have another design in mind, please get in touch with the team. All glazing designs can be chosen from our range or stained glass bespoke patterns with transparent or opaque glass.

Sliding Sash Windows




Casement Windows



Entrance Doors



French Doors

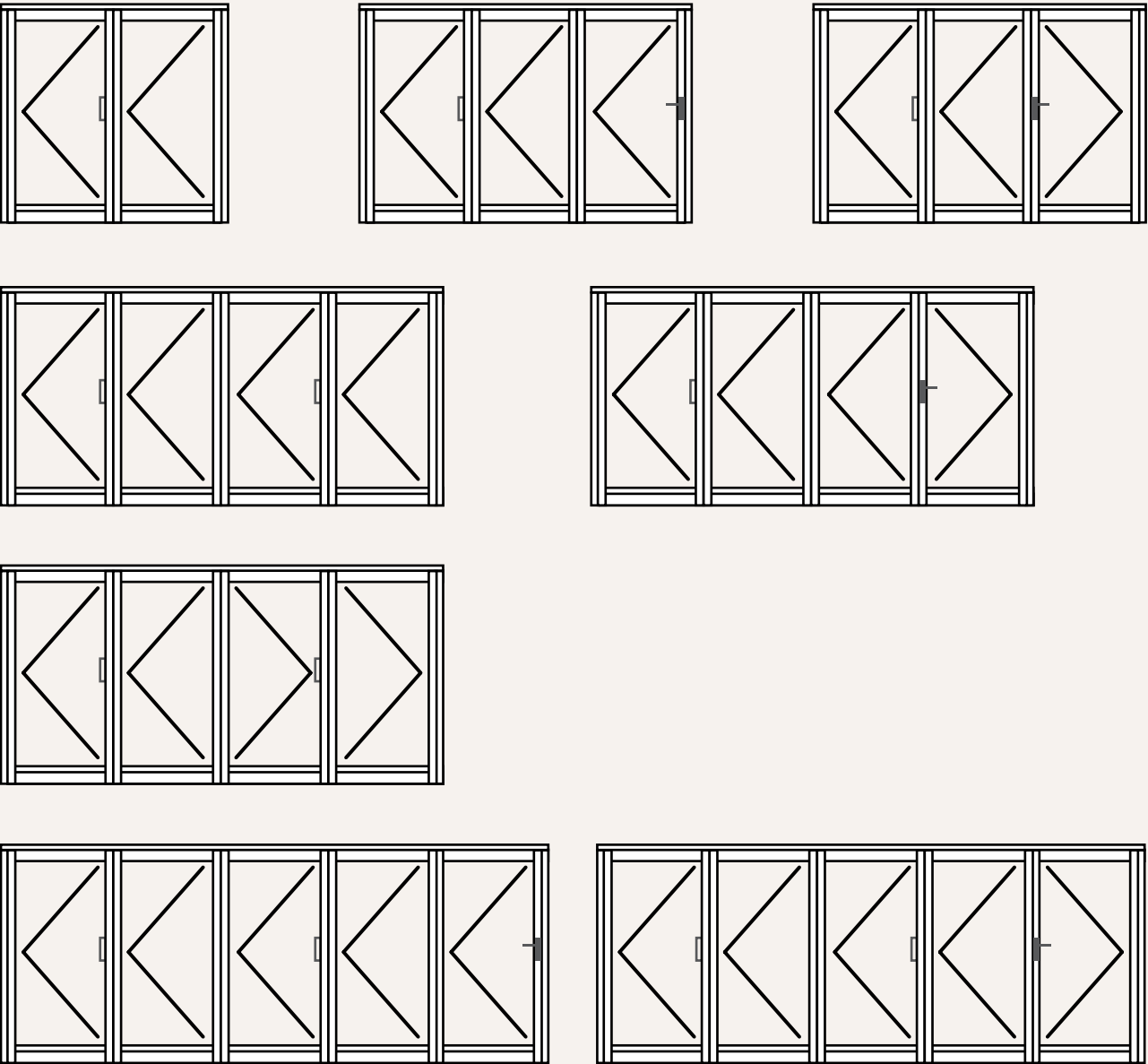




Warranties

Our warranties offer peace of mind with a comprehensive 10-year guarantee covering materials, workmanship, installation, and double-glazing seals. This guarantee ensures lasting energy efficiency and insulation. In the unlikely event that any defects arise within this period, we'll repair or replace the parts free of charge.

Bifold Doors



01	10 YEARS GUARANTEE ON WORKMANSHIP
02	10 YEARS GUARANTEE ON PAINT AND STAIN
03	10 YEARS GUARANTEE ON GLAZING
04	10 YEARS GUARANTEE ON PVCU
05	5 YEARS GUARANTEE ON HARWARE



Our Future Environment

Sustainability

As we all know, our planet is threatened by severe climate change. The Earth's global temperature is rising, leading to rapid changes in weather patterns and ecosystems. But we are not without hope. With our knowledge and advanced technology, we can make a significant impact. It's time for all of us to take responsibility for what we can change.

Double glazing is more crucial than ever; our homes significantly contribute to CO2 emissions. We offer high-performance A-rated products that provide solutions for a more sustainable lifestyle, reducing energy consumption and minimising our environmental impact.

We take pride in our Forest Stewardship Council certification. This certification ensures that our timber products come from responsibly managed forests with sustainable environmental, social, and economic benefits.

We are committed to an environmentally friendly manufacturing process and recycling all old products during installation.

Climate Change

If all 25.6 million homes in the UK replaced their windows with energy-rated ones, we could reduce carbon emissions by up to 12.8 million tonnes annually.

According to the Energy Savings Trust, an average household installing Energy Saving Recommended windows can typically cut carbon dioxide emissions by approximately three-quarters of a tonne per year.

This is a significant saving, as around 23% of the heat lost from an average home occurs through the windows. We provide high-performance A-rated products that deliver solutions for sustainable living. We work to reduce energy consumption and limit our impact on the environment. Additionally, the timber, glass, aluminium, and fittings are fully recyclable at the end of the frame's life cycle.

Our timber glass supplier, Saint-Gobain Glass, has now launched PLANITHERM® TOTAL+. Windows glazed with EcoClear improve homes' energy efficiency, allowing homeowners to save money on their heating bills through free solar heat gain. This reduces your carbon footprint and energy bills, making it a wise financial choice.







Clapham Showroom

90 St. John's Hill, Clapham, London
SW11 1SH

Monday - Friday
9:00am to 5:00pm

Saturday
10:00am to 4:00pm

Surbiton Showroom

Unit 9, Chancery Gate Business Centre,
214 Red Lion Road, Surbiton
KT6 7RA

Monday - Friday
8:30am to 4:00pm